

# LAS VEGAS METROPOLITAN POLICE DEPARTMENT

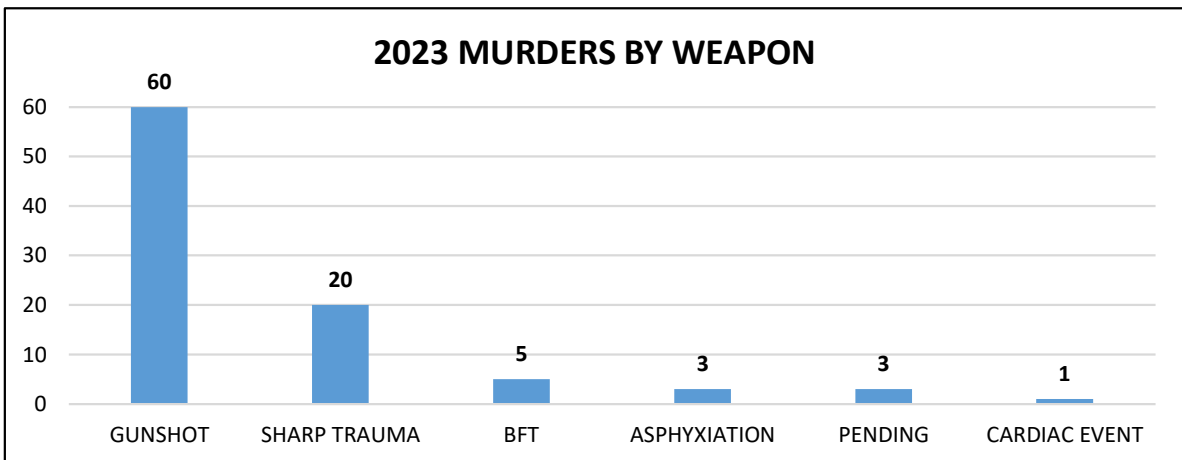
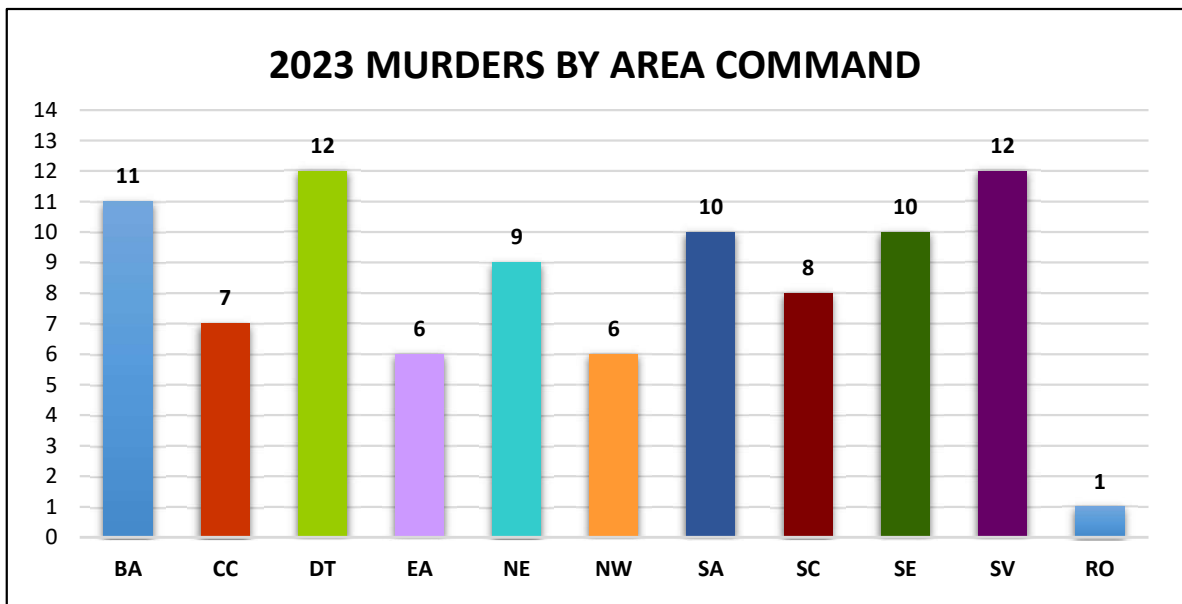
## MURDER STAT SHEET

### 01/01/2023 - 09/15/2023

### VALLEYWIDE MURDERS

**Summary:**

- **92** 2023 Year to Date Murders
- **95** 2022 Year to Date Murders
  - This is a **-3%** decrease
- **19** 2023 Year to Date Justifiable Homicides
- **0** 2023 Year to Date Other Jurisdiction Murders handled by LVMPD
- **5** 2023 Year to Date LVMPD Officer-Involved Shootings
  
- **83%** clearance rate as of 9/15/2023
  - **76** Cases cleared by arrest, submitted, ID'd or suspect deceased
  - **16** Open cases



\*Incidents from the Homicide Investigation Log that are ruled Justifiable Homicides by the DA, or that are pending DA review, are not included in the totals found on this report. Accidental Deaths are also not included.

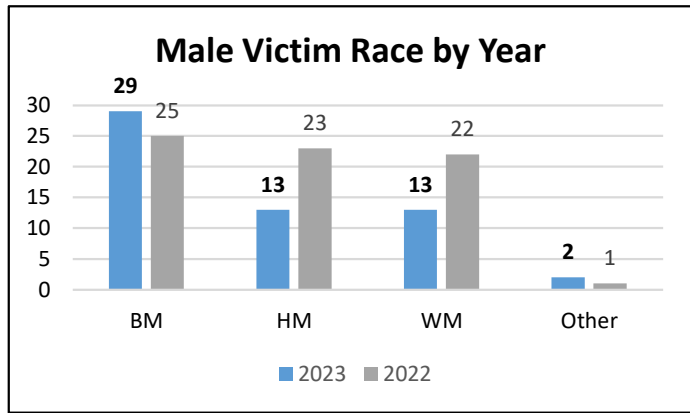
**LAS VEGAS METROPOLITAN POLICE DEPARTMENT**  
**MURDER STAT SHEET**  
**01/01/2023 - 09/15/2023**

**VICTIMOLOGY**

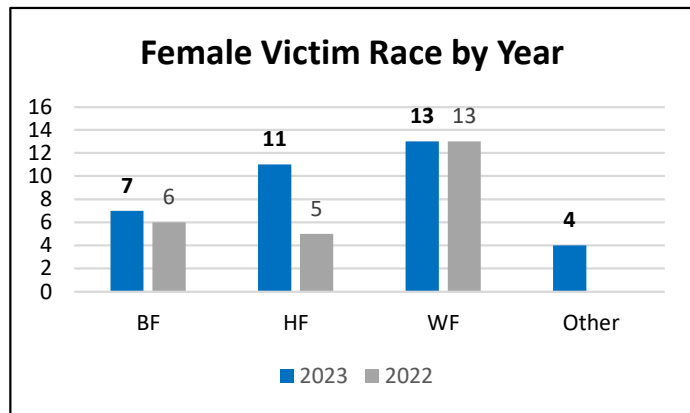
Top 5 Causative Factors*	2023	2022	% Change
Domestic Violence	25	15	67%
Altercation -Perceived Disrespect	11	16	-31%
Victim is a Gang Member	7	5	40%
Altercation Over Money	5	4	25%
Crime - Robbery	5	6	-17%

\*full list on final page of report

Victim Age	2023	2022	% Change
0-11 Months	0	2	-100%
12-23 Months			
2-9yoa	1	1	0%
10-14yoa		1	
15-19yoa	9	9	0%
20-29yoa	19	26	-27%
30-39yoa	23	16	44%
40-49yoa	24	16	50%
50+yoa	16	24	-33%
Undetermined			
Total	92	95	-3%



Total Male Victims:  
 2023 - 57  
 2022 - 71



Total Female Victims:  
 2023 - 35  
 2022 - 24

\*Incidents from the Homicide Investigation Log that are ruled Justifiable Homicides by the DA, or that are pending DA review, are not included in the totals found on this report. Accidental Deaths are also not included.

# LAS VEGAS METROPOLITAN POLICE DEPARTMENT

## MURDER STAT SHEET

### 01/01/2023 - 09/15/2023

### GANG INVOLVED MURDERS

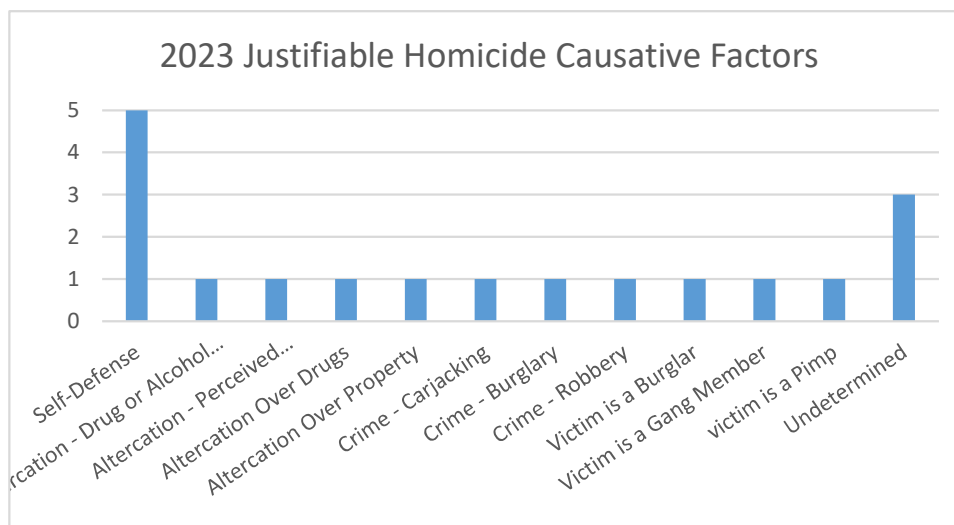
- Out of 92 murders 21 involve a gang member.
  - This accounts for 23% of all murders.
  
- 62% clearance rate as of 9/15/2023
  - **13** Cases cleared by arrest, submitted, ID'd or suspect deceased
  - **8** Open cases

CAUSATIVE FACTORS	Suspect is a Gang Member	Victim is a Gang Member	Victim is a Gang Member & Suspect is a Gang Member	Total
Altercation Over (alleged) Theft	1	1		2
Altercation Over Drugs		1		1
Altercation - Perceived Disrespect	1	1		2
Crime - Robbery			1	1
Domestic Violence	1			1
Love Triangle		1		1
Victim is a Gang Member		8		7
Suspect is a Gang Member	3			3
Victim is a Gang Member & Suspect is a Gang Member			1	1
Undetermined	1			
<b>Total</b>	7	12	2	21

WEAPON USAGE (2023)	
GSW	17
SFT	3
VEHICLE	1
PENDING	
<b>TOTAL:</b>	<b>21</b>

### JUSTIFIABLE HOMICIDES

- **19** 2023 Year to Date homicides either ruled Justifiable by the DA, or are pending review
- **15** 2022 Year to Date homicides either ruled Justifiable by the DA, or are pending review

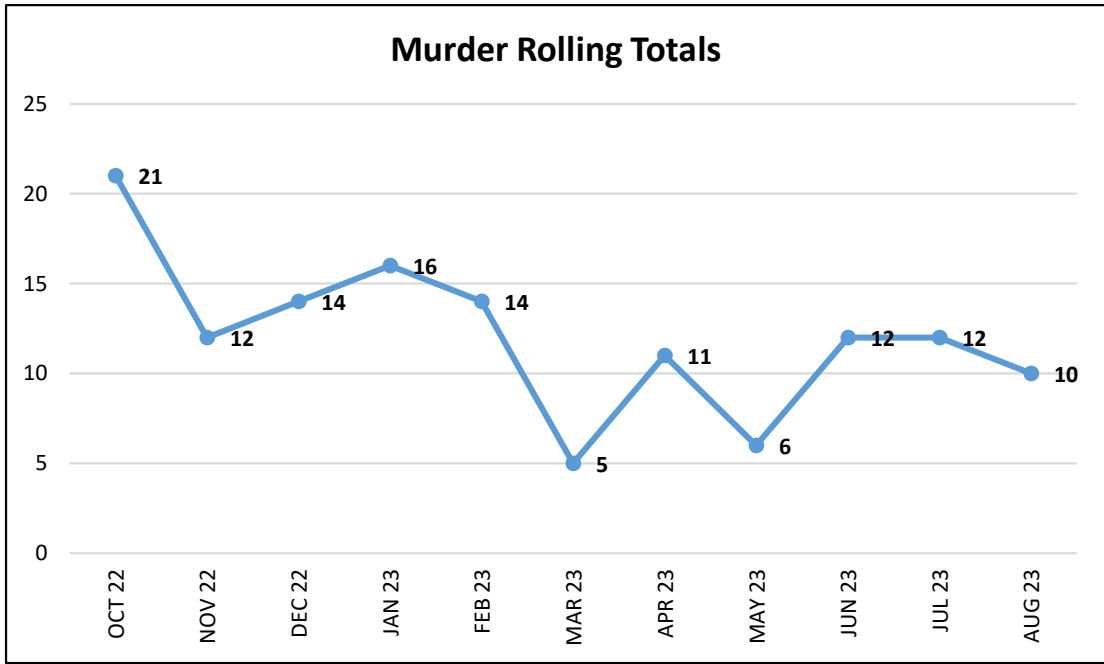


\*Incidents from the Homicide Investigation Log that are ruled Justifiable Homicides by the DA, or that are pending DA review, are not included in the totals found on this report. Accidental Deaths are also not included.

**LAS VEGAS METROPOLITAN POLICE DEPARTMENT**  
**MURDER STAT SHEET**  
**01/01/2023 - 09/15/2023**

**YEARLY AND MONTHLY MURDER TRENDS**

MONTH	2019	2020	2021	2022	2023
JAN	6	4	7	11	16
FEB	3	3	8	9	14
MAR	12	10	14	13	5
APR	7	2	9	10	11
MAY	5	8	17	8	6
JUN	6	12	11	12	12
JUL	12	11	15	14	12
AUG	7	11	22	11	10
SEP	8	6	14	14	6
OCT	5	13	14	21	
NOV	8	11	15	12	
DEC	9	12	14	14	
<b>TOTAL</b>	<b>88</b>	<b>103</b>	<b>160</b>	<b>149</b>	<b>92</b>



**PERSISTENT HOTSPOT MURDERS**

- **27** 2023 Year to Date murders inside the Persistent Hotspots
- **27** 2022 Year to Date murders inside the Persistent Hotspots
- This is a **0.0%** change

\*Incidents from the Homicide Investigation Log that are ruled Justifiable Homicides by the DA, or that are pending DA review, are not included in the totals found on this report. Accidental Deaths are also not included.

