

LAS VEGAS METROPOLITAN POLICE DEPARTMENT

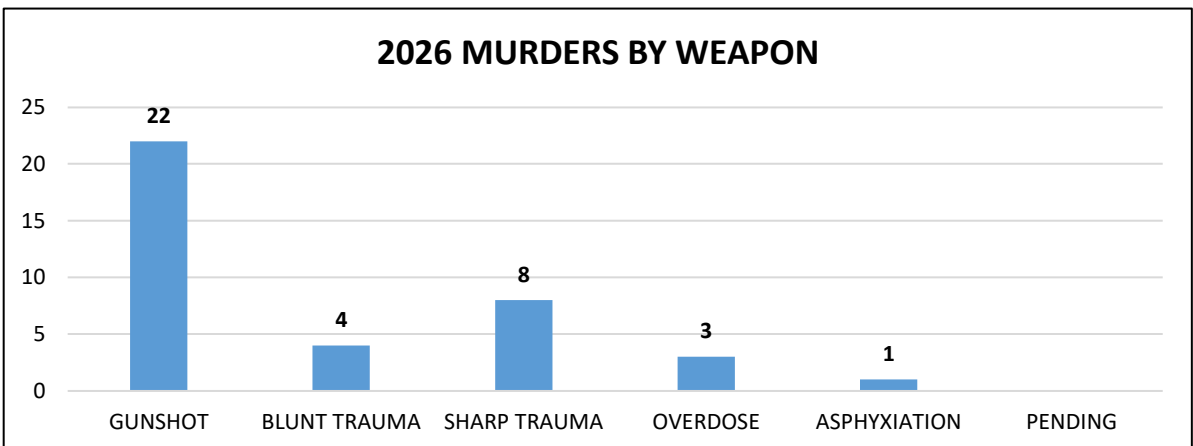
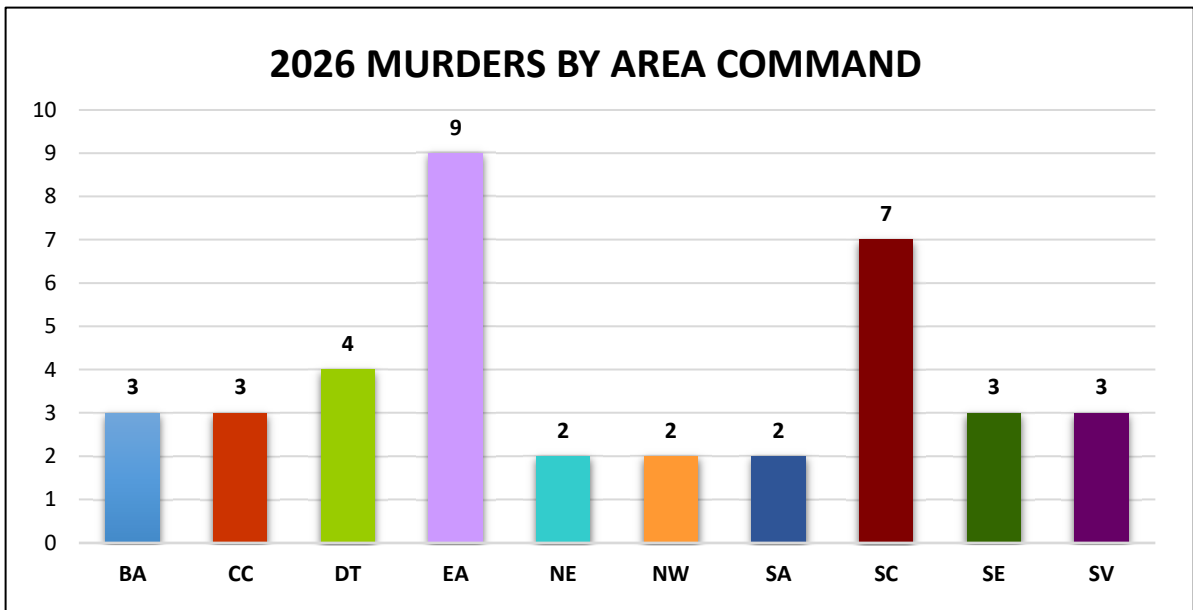
MURDER STAT SHEET

01/01/2026 - 05/31/2026

VALLEYWIDE MURDERS

Summary:

- **38** 2026 Year to Date Murders
- **38** 2025 Year to Date Murders
 - This is a **0%** increase
- **3** 2026 Year to Date Justifiable Homicides
- **0** 2026 Year to Date Other Jurisdiction Murders handled by LVMPD
- **5** 2026 Year to Date LVMPD Officer-Involved Shootings
- **95%** clearance rate as of 5/31/2026
 - **36** Cases cleared by arrest, submitted, ID'd or suspect deceased
 - **2** Open cases



*Incidents from the Homicide Investigation Log that are ruled Justifiable Homicides by the DA, or that are pending DA review, are not included in the totals found on this report. Accidental Deaths are also not included.

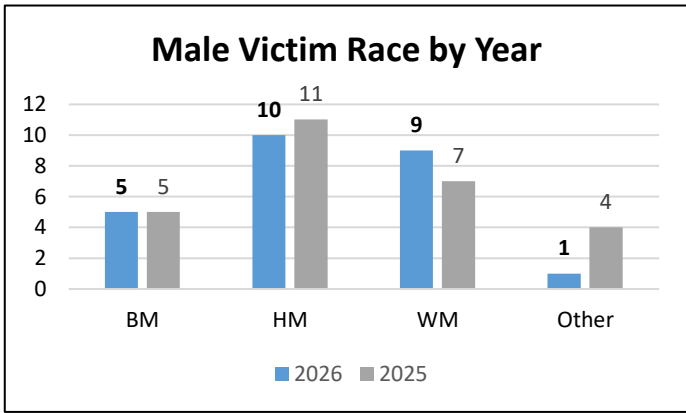
LAS VEGAS METROPOLITAN POLICE DEPARTMENT
MURDER STAT SHEET
01/01/2026 - 05/31/2026

VICTIMOLOGY

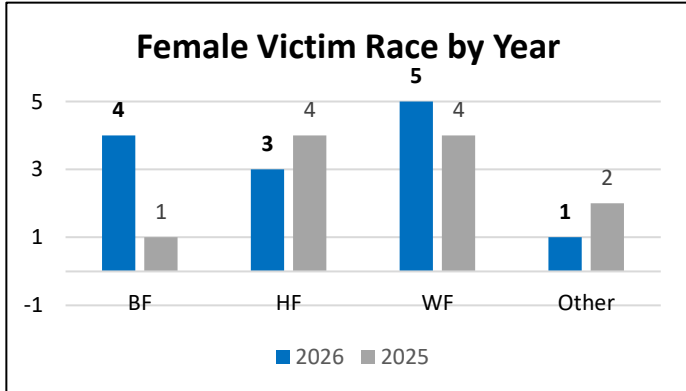
Top 5 Causative Factors*	2026	2025	% Change
Domestic Violence	11	11	0%
Crime - Robbery	6	3	100%
Altercation - Perceived Disrespect	4	5	-20%
Overdose	3	2	50%

*full list on final page of report

Victim Age	2026	2025	% Change
0-11 Months			
12-23 Months	1	0	n/c
2-9yoa	1	1	0%
10-14yoa	1	0	n/c
15-19yoa	0	1	-100%
20-29yoa	5	10	-50%
30-39yoa	17	9	89%
40-49yoa	5	3	67%
50+yao	8	14	-43%
Undetermined			
Total	38	38	0%



Total Male Victims:
 2026 - 25
 2025 - 27



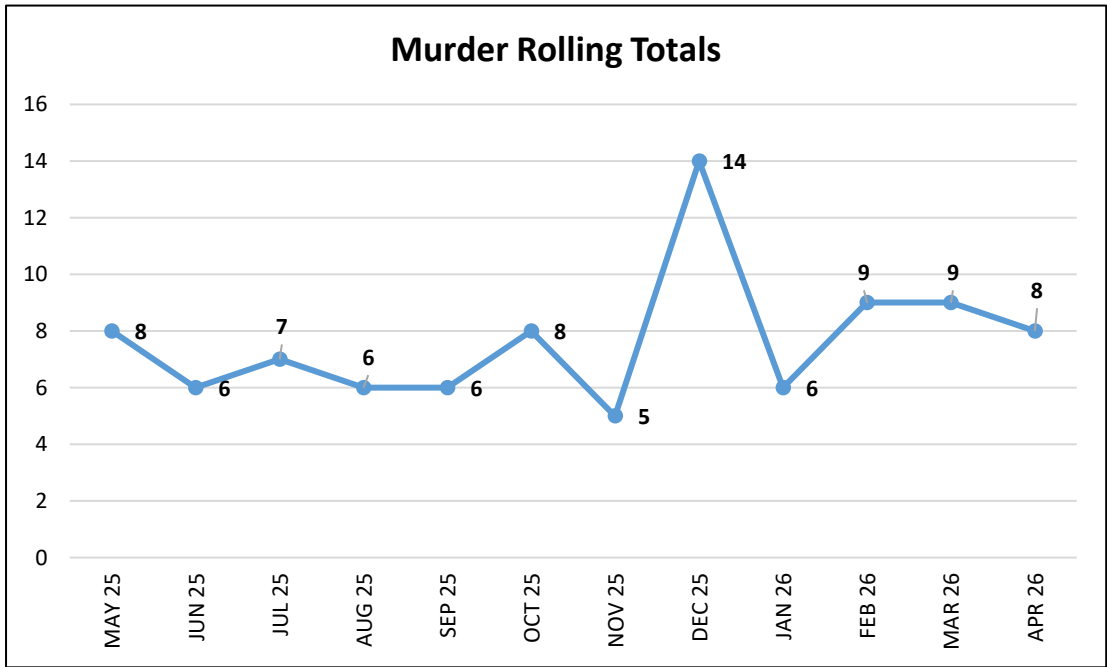
Total Female Victims:
 2026 - 13
 2025 - 11

*Incidents from the Homicide Investigation Log that are ruled Justifiable Homicides by the DA, or that are pending DA review, are not included in the totals found on this report. Accidental Deaths are also not included.

LAS VEGAS METROPOLITAN POLICE DEPARTMENT
MURDER STAT SHEET
01/01/2026 - 05/31/2026

YEARLY AND MONTHLY MURDER TRENDS

MONTH	2022	2023	2024	2025	2026
JAN	11	17	10	6	6
FEB	9	14	10	10	9
MAR	13	7	10	6	10
APR	10	12	10	8	8
MAY	8	6	13	8	5
JUN	12	14	11	6	
JUL	14	11	8	7	
AUG	11	9	7	6	
SEP	16	11	4	6	
OCT	21	10	17	8	
NOV	12	11	5	5	
DEC	14	20	10	14	
TOTAL	151	142	115	90	38



*Incidents from the Homicide Investigation Log that are ruled Justifiable Homicides by the DA, or that are pending DA review, are not included in the totals found on this report. Accidental Deaths are also not included.

